



Round 3 : April 28 - 30 Queensland Raceway



ASBK.COM.AU f t i y

bLU cRU OCEANIA JUNIOR CUP Qualifying 1

Date: 29/04/23
Event: Q02
Weather: High cloud - Temp.: 20.1C
Track: Dry - Temp: 27.4C

Started at: 09:01:08
Laps: 15 Min
Starters: 19
Posted at: 9:22


PROVISIONAL CLASSIFICATION


| Pos | No | Name | Machine | Fastest Lap | On Lap | Behind Leader | Behind Prev | Top Speed |
|-----|----|--|----------------|-------------|--------|---------------|-------------|-----------|
| 1 | 42 | Riley NAUTA (QLD) / bLU cRU Yamaha / FIM Oceania / MA / Ricondi / Yamalube / Dunlop / Shark | Yamaha YZF-R15 | 1:35.422 | 9 of 9 | | | 143 |
| 2 | 48 | Valentino KNEZOVIC (NSW) / bLU cRU Yamaha / FIM Oceania / MA / Ricondi / Yamalube / Dunlop / Shark | Yamaha YZF-R15 | 1:35.455 | 6 of 9 | .033 | .033 | 143 |
| 3 | 37 | Alexander CODEY (NSW) / bLU cRU Yamaha / FIM Oceania / MA / Ricondi / Yamalube / Dunlop / Shark | Yamaha YZF-R15 | 1:35.578 | 8 of 9 | .156 | .123 | 145 |
| 4 | 36 | RIKKI HENRY (SA) / bLU cRU Yamaha / FIM Oceania / MA / Ricondi / Yamalube / Dunlop / Shark | Yamaha YZF-R15 | 1:35.770 | 8 of 9 | .348 | .192 | 142 |
| 5 | 74 | Bodie PAIGE (QLD) / bLU cRU Yamaha / FIM Oceania / MA / Ricondi / Yamalube / Dunlop / Shark | Yamaha YZF-R15 | 1:36.162 | 8 of 9 | .740 | .392 | 141 |
| 6 | 40 | Hunter CORNEY (QLD) / bLU cRU Yamaha / FIM Oceania / MA / Ricondi / Yamalube / Dunlop / Shark | Yamaha YZF-R15 | 1:36.314 | 8 of 9 | .892 | .152 | 139 |
| 7 | 61 | Ella McCausland (VIC) / bLU cRU Yamaha / FIM Oceania / MA / Ricondi / Yamalube / Dunlop / Shark | Yamaha YZF-R15 | 1:36.531 | 2 of 4 | 1.109 | .217 | 146 |
| 8 | 17 | Haydn FORDYCE (VIC) / bLU cRU Yamaha / FIM Oceania / MA / Ricondi / Yamalube / Dunlop / Shark | Yamaha YZF-R15 | 1:36.618 | 6 of 9 | 1.196 | .087 | 143 |
| 9 | 55 | Jake PAIGE (QLD) / bLU cRU Yamaha / FIM Oceania / MA / Ricondi / Yamalube / Dunlop / Shark | Yamaha YZF-R15 | 1:36.679 | 7 of 9 | 1.257 | .061 | 144 |
| 10 | 43 | John PELGRAVE (QLD) / bLU cRU Yamaha / FIM Oceania / MA / Ricondi / Yamalube / Dunlop / Shark | Yamaha YZF-R15 | 1:36.747 | 9 of 9 | 1.325 | .068 | 141 |
| 11 | 69 | Archie SCHMIDT (SA) / bLU cRU Yamaha / FIM Oceania / MA / Ricondi / Yamalube / Dunlop / Shark | Yamaha YZF-R15 | 1:36.835 | 6 of 9 | 1.413 | .088 | 140 |
| 12 | 23 | Jed FYFFE (NSW) / bLU cRU Yamaha / FIM Oceania / MA / Ricondi / Yamalube / Dunlop / Shark | Yamaha YZF-R15 | 1:36.840 | 4 of 9 | 1.418 | .005 | 143 |
| 13 | 99 | Nixon FROST (VIC) / bLU cRU Yamaha / FIM Oceania / MA / Ricondi / Yamalube / Dunlop / Shark | Yamaha YZF-R15 | 1:36.873 | 8 of 9 | 1.451 | .033 | 143 |
| 14 | 26 | Oscar LEWIS (NSW) / bLU cRU Yamaha / FIM Oceania / MA / Ricondi / Yamalube / Dunlop / Shark | Yamaha YZF-R15 | 1:36.909 | 8 of 9 | 1.487 | .036 | 146 |
| 15 | 18 | Elijah ANDREW (NSW) / bLU cRU Yamaha / FIM Oceania / MA / Ricondi / Yamalube / Dunlop / Shark | Yamaha YZF-R15 | 1:37.035 | 7 of 9 | 1.613 | .126 | 145 |
| 16 | 73 | Hunter CHARLETT (VIC) / bLU cRU Yamaha / FIM Oceania / MA / Ricondi / Yamalube / Dunlop / Shark | Yamaha YZF-R15 | 1:37.228 | 8 of 9 | 1.806 | .193 | 142 |
| 17 | 20 | Isaac AYAD (NSW) / bLU cRU Yamaha / FIM Oceania / MA / Ricondi / Yamalube / Dunlop / Shark | Yamaha YZF-R15 | 1:38.365 | 8 of 9 | 2.943 | 1.137 | 144 |
| 18 | 16 | Rossi McADAM (WA) / bLU cRU Yamaha / FIM Oceania / MA / Ricondi / Yamalube / Dunlop / Shark | Yamaha YZF-R15 | 1:39.834 | 8 of 9 | 4.412 | 1.469 | 144 |
| 19 | 11 | Nikolas LAZOS (VIC) / bLU cRU Yamaha / FIM Oceania / MA / Ricondi / Yamalube / Dunlop / Shark | Yamaha YZF-R15 | 1:42.213 | 4 of 6 | 6.791 | 2.379 | 137 |

New qualifying record for OJC class - Previous: 1:35.545 by Levi RUSSO (NSW) on a Yamaha YZF-R15 set on 19/03/22

*** Indicative qualifying time - 1:46.872 ***

The results are provisional until the end of the time limit for protests and appeals.


Chief Timekeeper - Scott Lain


Race Director - Tom Williams



www.computime.com.au
COMPUTIME RACE TIMING SYSTEMS PTY LTD





Round 3 : April 28 - 30 Queensland Raceway



ASBK.COM.AU f t i y

bLU cRU OCEANIA JUNIOR CUP Qualifying 1

Date: 29/04/23
Event: Q02
Weather: High cloud - Temp.: 20.1C
Track: Dry - Temp: 27.4C

Started at: 09:01:08
Laps: 15 Min
Starters: 19
Posted at: 9:22


PROVISIONAL LAP TIMES

| No | Name | Lap 1 | Lap 2 | Lap 3 | Lap 4 | Lap 5 | Lap 6 | Lap 7 | Lap 8 | Lap 9 |
|----|--------------------------|----------|-----------------|----------|-----------------|----------|-----------------|-----------------|-----------------|-----------------|
| 11 | Nikolas LAZOS (VIC) | 1:57.648 | 1:45.123 | 1:42.351 | 1:42.213 | 1:42.968 | 1:42.307 | | | |
| 16 | Rossi McADAM (WA) | 1:59.491 | 1:43.926 | 1:41.947 | 1:41.130 | 1:41.107 | 1:40.634 | 1:40.257 | 1:39.834 | 1:40.744 |
| 17 | Haydn FORDYCE (VIC) | 1:56.024 | 1:37.966 | 1:37.366 | 1:38.007 | 1:37.889 | 1:36.618 | 1:37.484 | 1:37.714 | 1:37.431 |
| 18 | Elijah ANDREW (NSW) | 1:52.863 | 1:39.345 | 1:39.216 | 1:38.674 | 1:37.992 | 1:38.103 | 1:37.035 | 1:37.491 | 1:37.945 |
| 20 | Isaac AYAD (NSW) | 1:56.985 | 1:40.848 | 1:44.061 | 1:39.583 | 1:38.757 | 1:40.196 | 1:41.053 | 1:38.365 | 1:42.533 |
| 23 | Jed FYFFE (NSW) | 1:54.503 | 1:40.551 | 1:37.415 | 1:36.840 | 1:37.579 | 1:37.716 | 1:36.865 | 1:37.662 | 1:38.407 |
| 26 | Oscar LEWIS (NSW) | 1:55.092 | 1:39.570 | 1:40.012 | 1:38.027 | 1:38.538 | 1:37.445 | 1:38.010 | 1:36.909 | 1:37.314 |
| 36 | Rikki HENRY (SA) | 1:55.267 | 1:39.774 | 1:41.782 | 1:37.359 | 1:36.517 | 1:36.093 | 1:39.048 | 1:35.770 | 1:38.174 |
| 37 | Alexander CODEY (NSW) | 1:51.891 | 1:38.590 | 1:37.465 | 1:37.394 | 1:36.659 | 1:35.776 | 1:36.311 | 1:35.578 | 1:35.825 |
| 40 | Hunter CORNEY (QLD) | 1:57.074 | 1:38.647 | 1:40.896 | 1:37.504 | 1:36.761 | 1:37.706 | 1:37.363 | 1:36.314 | 1:38.412 |
| 42 | Riley NAUTA (QLD) | 1:51.868 | 1:38.523 | 1:37.549 | 1:37.376 | 1:36.547 | 1:35.767 | 1:36.109 | 1:35.915 | 1:35.422 |
| 43 | John PELGRAVE (QLD) | 1:50.721 | 1:37.305 | 1:38.449 | 1:37.530 | 1:39.323 | 1:36.861 | 1:38.007 | 1:36.904 | 1:36.747 |
| 48 | Valentino KNEZOVIC (NSW) | 1:48.793 | 1:36.132 | 1:37.071 | 1:36.495 | 1:40.821 | 1:35.455 | 1:38.243 | 1:37.543 | 1:35.861 |
| 55 | Jake PAIGE (QLD) | 1:53.531 | 1:39.018 | 1:37.800 | 1:36.995 | 1:37.818 | 1:37.927 | 1:36.679 | 1:37.567 | 1:36.909 |
| 61 | Ella McCAUSLAND (VIC) | 1:49.569 | 1:36.531 | 3:19.596 | 1:50.009 | | | | | |
| 69 | Archie SCHMIDT (SA) | 1:53.951 | 1:38.358 | 1:37.073 | 1:38.381 | 1:38.186 | 1:36.835 | 1:37.328 | 1:37.813 | 1:37.434 |
| 73 | Hunter CHARLETT (VIC) | 1:54.709 | 1:44.684 | 1:40.160 | 1:38.603 | 1:39.770 | 1:37.520 | 1:37.788 | 1:37.228 | 1:37.354 |
| 74 | Bodie PAIGE (QLD) | 1:55.085 | 1:38.626 | 1:37.108 | 1:39.522 | 1:36.286 | 1:37.897 | 1:38.455 | 1:36.162 | 1:38.559 |
| 99 | Nixon FROST (VIC) | 1:50.699 | 1:38.457 | 1:38.527 | 1:37.402 | 1:38.724 | 1:36.955 | 1:37.239 | 1:36.873 | 1:37.438 |

*** Indicative qualifying time - 1:46.872 ***

The results are provisional until the end of the time limit for protests and appeals.


Chief Timekeeper - Scott Lain


Race Director - Tom Williams



www.computime.com.au
COMPUTIME RACE TIMING SYSTEMS PTY LTD





Round 3 : April 28 - 30

Queensland Raceway



ASBK.COM.AU f t i y

bLU cRU OCEANIA JUNIOR CUP

Qualifying 1

Date: 29/04/23
 Event: Q02
 Weather: High cloud - Temp.: 20.1C
 Track: Dry - Temp: 27.4C

Started at: 09:01:08
 Laps: 15 Min
 Starters: 19
 Posted at: 9:22

PROVISIONAL SPLIT TIMES

| Lap | Split 1 | Split 2 | Split 3 | Lap Time | Spd | Lap | Split 1 | Split 2 | Split 3 | Lap Time | Spd |
|--------------------------------------|---------------|---------------|---------------|-----------------|-----|------------------------------------|---------------|---------------|---------------|-----------------|-----|
| 11 Nikolas LAZOS (VIC) (19th) | | | | | | 7 | 32.791 | 34.082 | 30.162 | 1:37.035 | 142 |
| 1 | 48.073 | 36.669 | 32.906 | 1:57.648 | 134 | 8 | 32.851 | 34.756 | 29.884 | 1:37.491 | 142 |
| 2 | 35.780 | 36.391 | 32.952 | 1:45.123 | 132 | 9 | 32.758 | 34.764 | 30.423 | 1:37.945 | 145 |
| 3 | 35.087 | 35.524 | 31.740 | 1:42.351 | 131 | 20 Isaac AYAD (NSW) (17th) | | | | | |
| 4 | 35.489 | 35.392 | 31.332 | 1:42.213 | 137 | 1 | 49.087 | 36.692 | 31.206 | 1:56.985 | 131 |
| 5 | 35.673 | 35.426 | 31.869 | 1:42.968 | 133 | 2 | 34.570 | 35.083 | 31.195 | 1:40.848 | 137 |
| 6 | 35.426 | 35.430 | 31.451 | 1:42.307 | 136 | 3 | 35.636 | 36.668 | 31.757 | 1:44.061 | 121 |
| 16 Rossi McADAM (WA) (18th) | | | | | | 4 | 33.765 | 35.186 | 30.632 | 1:39.583 | 144 |
| 1 | 49.360 | 37.730 | 32.401 | 1:59.491 | 134 | 5 | 33.414 | 35.065 | 30.278 | 1:38.757 | 136 |
| 2 | 36.045 | 36.420 | 31.461 | 1:43.926 | 137 | 6 | 34.759 | 34.505 | 30.932 | 1:40.196 | 137 |
| 3 | 34.506 | 35.821 | 31.620 | 1:41.947 | 144 | 7 | 34.494 | 35.506 | 31.053 | 1:41.053 | 131 |
| 4 | 34.421 | 35.441 | 31.268 | 1:41.130 | 138 | 8 | 33.447 | 34.148 | 30.770 | 1:38.365 | 138 |
| 5 | 34.688 | 35.098 | 31.321 | 1:41.107 | 137 | 9 | 34.750 | 36.406 | 31.377 | 1:42.533 | 132 |
| 6 | 34.614 | 35.023 | 30.997 | 1:40.634 | 137 | 23 Jed FYFFE (NSW) (12th) | | | | | |
| 7 | 34.275 | 34.869 | 31.113 | 1:40.257 | 137 | 1 | 46.162 | 36.266 | 32.075 | 1:54.503 | 136 |
| 8 | 34.279 | 34.768 | 30.787 | 1:39.834 | 138 | 2 | 33.870 | 35.855 | 30.826 | 1:40.551 | 138 |
| 9 | 34.390 | 35.248 | 31.106 | 1:40.744 | 134 | 3 | 32.640 | 34.429 | 30.346 | 1:37.415 | 142 |
| 17 Haydn FORDYCE (VIC) (8th) | | | | | | 4 | 32.247 | 34.403 | 30.190 | 1:36.840 | 143 |
| 1 | 48.357 | 36.717 | 30.950 | 1:56.024 | 133 | 5 | 33.189 | 34.355 | 30.035 | 1:37.579 | 140 |
| 2 | 33.355 | 34.195 | 30.416 | 1:37.966 | 141 | 6 | 32.881 | 34.119 | 30.716 | 1:37.716 | 138 |
| 3 | 32.745 | 34.390 | 30.231 | 1:37.366 | 143 | 7 | 32.823 | 33.939 | 30.103 | 1:36.865 | 139 |
| 4 | 33.249 | 34.309 | 30.449 | 1:38.007 | 137 | 8 | 33.195 | 34.422 | 30.045 | 1:37.662 | 137 |
| 5 | 32.959 | 34.233 | 30.697 | 1:37.889 | 142 | 9 | 32.872 | 35.408 | 30.127 | 1:38.407 | 137 |
| 6 | 32.635 | 33.943 | 30.040 | 1:36.618 | 141 | 26 Oscar LEWIS (NSW) (14th) | | | | | |
| 7 | 33.115 | 34.539 | 29.830 | 1:37.484 | 139 | 1 | 46.901 | 36.500 | 31.691 | 1:55.092 | 133 |
| 8 | 33.375 | 34.339 | 30.000 | 1:37.714 | 139 | 2 | 33.837 | 35.270 | 30.463 | 1:39.570 | 139 |
| 9 | 33.029 | 33.909 | 30.493 | 1:37.431 | 141 | 3 | 34.501 | 34.756 | 30.755 | 1:40.012 | 143 |
| 18 Elijah ANDREW (NSW) (15th) | | | | | | 4 | 32.749 | 34.876 | 30.402 | 1:38.027 | 146 |
| 1 | 45.510 | 35.974 | 31.379 | 1:52.863 | 137 | 5 | 32.846 | 34.941 | 30.751 | 1:38.538 | 143 |
| 2 | 33.435 | 35.438 | 30.472 | 1:39.345 | 140 | 6 | 32.991 | 34.073 | 30.381 | 1:37.445 | 142 |
| 3 | 33.517 | 34.752 | 30.947 | 1:39.216 | 138 | 7 | 33.139 | 34.514 | 30.357 | 1:38.010 | 140 |
| 4 | 33.684 | 34.630 | 30.360 | 1:38.674 | 137 | 8 | 32.837 | 33.920 | 30.152 | 1:36.909 | 141 |
| 5 | 33.169 | 34.397 | 30.426 | 1:37.992 | 138 | 9 | 32.928 | 34.186 | 30.200 | 1:37.314 | 141 |
| 6 | 33.337 | 34.608 | 30.158 | 1:38.103 | 137 | | | | | | |

Scott Lain
 Chief Timekeeper - Scott Lain

Tom Williams
 Race Director - Tom Williams





Round 3 : April 28 - 30 Queensland Raceway



ASBK.COM.AU f t i y

bLU cRU OCEANIA JUNIOR CUP Qualifying 1

Date: 29/04/23
Event: Q02
Weather: High cloud - Temp.: 20.1C
Track: Dry - Temp: 27.4C

Started at: 09:01:08
Laps: 15 Min
Starters: 19
Posted at: 9:22

PROVISIONAL SPLIT TIMES

| Lap | Split 1 | Split 2 | Split 3 | Lap Time | Spd | Lap | Split 1 | Split 2 | Split 3 | Lap Time | Spd |
|---------------------------------------|---------------|---------------|---------------|-----------------|-----|--|---------------|---------------|---------------|-----------------|-----|
| 36 Rikki HENRY (SA) (4th) | | | | | | 4 | 33.396 | 33.866 | 30.114 | 1:37.376 | 137 |
| 1 | 46.273 | 37.990 | 31.004 | 1:55.267 | 133 | 5 | 33.053 | 33.659 | 29.835 | 1:36.547 | 137 |
| 2 | 34.509 | 34.555 | 30.710 | 1:39.774 | 139 | 6 | 32.868 | 33.170 | 29.729 | 1:35.767 | 143 |
| 3 | 33.807 | 34.896 | 33.079 | 1:41.782 | 137 | 7 | 33.043 | 33.277 | 29.789 | 1:36.109 | 139 |
| 4 | 33.132 | 34.131 | 30.096 | 1:37.359 | 139 | 8 | 32.756 | 33.409 | 29.750 | 1:35.915 | 140 |
| 5 | 32.777 | 33.796 | 29.944 | 1:36.517 | 140 | 9 | 32.740 | 33.104 | 29.578 | 1:35.422 | 141 |
| 6 | 32.603 | 33.706 | 29.784 | 1:36.093 | 142 | 43 John PELGRAVE (QLD) (10th) | | | | | |
| 7 | 33.689 | 35.158 | 30.201 | 1:39.048 | 136 | 1 | 45.164 | 34.189 | 31.368 | 1:50.721 | 136 |
| 8 | 32.392 | 33.584 | 29.794 | 1:35.770 | 142 | 2 | 33.827 | 33.619 | 29.859 | 1:37.305 | 141 |
| 9 | 32.444 | 34.454 | 31.276 | 1:38.174 | 141 | 3 | 33.645 | 33.910 | 30.894 | 1:38.449 | 140 |
| 37 Alexander CODEY (NSW) (3rd) | | | | | | 4 | 33.582 | 33.836 | 30.112 | 1:37.530 | 140 |
| 1 | 45.843 | 35.164 | 30.884 | 1:51.891 | 133 | 5 | 34.060 | 35.145 | 30.118 | 1:39.323 | 125 |
| 2 | 33.743 | 34.381 | 30.466 | 1:38.590 | 139 | 6 | 33.058 | 34.025 | 29.778 | 1:36.861 | 140 |
| 3 | 33.459 | 34.028 | 29.978 | 1:37.465 | 138 | 7 | 32.892 | 33.936 | 31.179 | 1:38.007 | 137 |
| 4 | 33.266 | 34.074 | 30.054 | 1:37.394 | 137 | 8 | 32.909 | 33.638 | 30.357 | 1:36.904 | 141 |
| 5 | 32.888 | 33.896 | 29.875 | 1:36.659 | 139 | 9 | 33.146 | 33.511 | 30.090 | 1:36.747 | 140 |
| 6 | 32.750 | 33.406 | 29.620 | 1:35.776 | 145 | 48 Valentino KNEZOVIC (NSW) (2nd) | | | | | |
| 7 | 32.967 | 33.611 | 29.733 | 1:36.311 | 139 | 1 | 43.979 | 34.402 | 30.412 | 1:48.793 | 139 |
| 8 | 32.442 | 33.467 | 29.669 | 1:35.578 | 144 | 2 | 32.699 | 33.627 | 29.806 | 1:36.132 | 141 |
| 9 | 32.683 | 33.468 | 29.674 | 1:35.825 | 141 | 3 | 33.159 | 33.882 | 30.030 | 1:37.071 | 138 |
| 40 Hunter CORNEY (QLD) (6th) | | | | | | 4 | 32.807 | 33.572 | 30.116 | 1:36.495 | 141 |
| 1 | 47.144 | 39.345 | 30.585 | 1:57.074 | 133 | 5 | 34.495 | 35.667 | 30.659 | 1:40.821 | 122 |
| 2 | 33.769 | 34.516 | 30.362 | 1:38.647 | 138 | 6 | 32.228 | 33.401 | 29.826 | 1:35.455 | 143 |
| 3 | 34.986 | 35.668 | 30.242 | 1:40.896 | 135 | 7 | 34.159 | 34.010 | 30.074 | 1:38.243 | 132 |
| 4 | 33.081 | 34.208 | 30.215 | 1:37.504 | 138 | 8 | 32.464 | 35.128 | 29.951 | 1:37.543 | 141 |
| 5 | 32.911 | 33.913 | 29.937 | 1:36.761 | 139 | 9 | 32.285 | 33.492 | 30.084 | 1:35.861 | 142 |
| 6 | 32.802 | 34.096 | 30.808 | 1:37.706 | 139 | 55 Jake PAIGE (QLD) (9th) | | | | | |
| 7 | 32.826 | 34.568 | 29.969 | 1:37.363 | 139 | 1 | 47.279 | 35.513 | 30.739 | 1:53.531 | 136 |
| 8 | 32.741 | 33.681 | 29.892 | 1:36.314 | 139 | 2 | 34.189 | 34.411 | 30.418 | 1:39.018 | 140 |
| 9 | 33.051 | 35.092 | 30.269 | 1:38.412 | 139 | 3 | 33.187 | 34.200 | 30.413 | 1:37.800 | 139 |
| 42 Riley NAUTA (QLD) (1st) | | | | | | 4 | 33.025 | 33.912 | 30.058 | 1:36.995 | 142 |
| 1 | 46.650 | 34.209 | 31.009 | 1:51.868 | 139 | 5 | 33.015 | 34.527 | 30.276 | 1:37.818 | 138 |
| 2 | 33.852 | 34.094 | 30.577 | 1:38.523 | 138 | 6 | 32.980 | 34.605 | 30.342 | 1:37.927 | 138 |
| 3 | 33.593 | 33.744 | 30.212 | 1:37.549 | 139 | 7 | 32.892 | 33.795 | 29.992 | 1:36.679 | 139 |

Scott Lain
Chief Timekeeper - Scott Lain

Tom Williams
Race Director - Tom Williams





Round 3 : April 28 - 30 Queensland Raceway



ASBK.COM.AU f t i y

bLU cRU OCEANIA JUNIOR CUP Qualifying 1

Date: 29/04/23
Event: Q02
Weather: High cloud - Temp.: 20.1C
Track: Dry - Temp: 27.4C

Started at: 09:01:08
Laps: 15 Min
Starters: 19
Posted at: 9:22

PROVISIONAL SPLIT TIMES

| Lap | Split 1 | Split 2 | Split 3 | Lap Time | Spd | Lap | Split 1 | Split 2 | Split 3 | Lap Time | Spd |
|--|---------------|---------------|---------------|-----------------|-----|------------------------------------|---------------|---------------|---------------|-----------------|-----|
| 8 | 32.619 | 34.288 | 30.660 | 1:37.567 | 143 | 7 | 32.866 | 34.783 | 30.139 | 1:37.788 | 141 |
| 9 | 32.672 | 33.870 | 30.367 | 1:36.909 | 144 | 8 | 32.712 | 34.260 | 30.256 | 1:37.228 | 142 |
| | | | | | | 9 | 32.801 | 34.350 | 30.203 | 1:37.354 | 141 |
| 61 Ella McCAUSLAND (VIC) (7th) | | | | | | 74 Bodie PAIGE (QLD) (5th) | | | | | |
| 1 | 44.966 | 34.219 | 30.384 | 1:49.569 | 137 | 1 | 48.422 | 35.953 | 30.710 | 1:55.085 | 133 |
| 2 | 32.335 | 34.160 | 30.036 | 1:36.531 | 146 | 2 | 33.790 | 34.928 | 29.908 | 1:38.626 | 136 |
| 3 | 32.548 | 34.222 | 2:12.826 | 3:19.596 | 144 | 3 | 33.186 | 33.785 | 30.137 | 1:37.108 | 139 |
| 4 | 45.279 | 34.173 | 30.557 | 1:50.009 | 137 | 4 | 34.010 | 33.989 | 31.523 | 1:39.522 | 138 |
| 69 Archie SCHMIDT (SA) (11th) | | | | | | 99 Nixon FROST (VIC) (13th) | | | | | |
| 1 | 46.968 | 36.505 | 30.478 | 1:53.951 | 136 | 1 | 44.656 | 35.081 | 30.962 | 1:50.699 | 137 |
| 2 | 33.631 | 34.382 | 30.345 | 1:38.358 | 136 | 2 | 33.505 | 34.579 | 30.373 | 1:38.457 | 142 |
| 3 | 33.173 | 34.212 | 29.688 | 1:37.073 | 139 | 3 | 32.930 | 34.806 | 30.791 | 1:38.527 | 141 |
| 4 | 34.220 | 34.588 | 29.573 | 1:38.381 | 133 | 4 | 32.775 | 34.398 | 30.229 | 1:37.402 | 142 |
| 5 | 33.350 | 35.040 | 29.796 | 1:38.186 | 132 | 5 | 33.211 | 34.714 | 30.799 | 1:38.724 | 141 |
| 6 | 32.645 | 33.919 | 30.271 | 1:36.835 | 138 | 6 | 33.156 | 33.978 | 29.821 | 1:36.955 | 143 |
| 7 | 33.057 | 34.346 | 29.925 | 1:37.328 | 138 | 7 | 33.018 | 34.048 | 30.173 | 1:37.239 | 140 |
| 8 | 33.417 | 34.040 | 30.356 | 1:37.813 | 138 | 8 | 32.896 | 33.939 | 30.038 | 1:36.873 | 140 |
| 9 | 33.053 | 34.112 | 30.269 | 1:37.434 | 140 | 9 | 32.836 | 34.436 | 30.166 | 1:37.438 | 143 |
| 73 Hunter CHARLETT (VIC) (16th) | | | | | | | | | | | |
| 1 | 47.019 | 36.219 | 31.471 | 1:54.709 | 139 | | | | | | |
| 2 | 37.735 | 35.622 | 31.327 | 1:44.684 | 136 | | | | | | |
| 3 | 34.098 | 35.308 | 30.754 | 1:40.160 | 136 | | | | | | |
| 4 | 33.415 | 34.795 | 30.393 | 1:38.603 | 137 | | | | | | |
| 5 | 33.363 | 35.936 | 30.471 | 1:39.770 | 136 | | | | | | |
| 6 | 33.057 | 34.203 | 30.260 | 1:37.520 | 140 | | | | | | |

*** Indicative qualifying time - 1:46.872 ***

The results are provisional until the end of the time limit for protests and appeals.

Scott Laine
Chief Timekeeper - Scott Laine

Tom Williams
Race Director - Tom Williams



www.computime.com.au
COMPUTIME RACE TIMING SYSTEMS PTY LTD





Round 3 : April 28 - 30 Queensland Raceway



ASBK.COM.AU f t i y

bLU cRU OCEANIA JUNIOR CUP Qualifying 1

Date: 29/04/23
Event: Q02
Weather: High cloud - Temp.: 20.1C
Track: Dry - Temp: 27.4C

Started at: 09:01:08
Laps: 15 Min
Starters: 19
Posted at: 9:22

PROVISIONAL FASTEST LAPS SEQUENCE

| Race Time | No | Name | Machine | Fastest Lap | On Lap |
|-----------|----|--------------------------|----------------|-------------|--------|
| 2:50.482 | 74 | Bodie PAIGE (QLD) | Yamaha YZF-R15 | 1:55.085 | 1 |
| 2:50.669 | 69 | Archie SCHMIDT (SA) | Yamaha YZF-R15 | 1:53.951 | 1 |
| 2:51.647 | 55 | Jake PAIGE (QLD) | Yamaha YZF-R15 | 1:53.531 | 1 |
| 2:59.592 | 18 | Elijah ANDREW (NSW) | Yamaha YZF-R15 | 1:52.863 | 1 |
| 3:02.493 | 43 | John PELGRAVE (QLD) | Yamaha YZF-R15 | 1:50.721 | 1 |
| 3:03.705 | 99 | Nixon FROST (VIC) | Yamaha YZF-R15 | 1:50.699 | 1 |
| 3:04.772 | 61 | Ella McCAUSLAND (VIC) | Yamaha YZF-R15 | 1:49.569 | 1 |
| 3:05.873 | 48 | Valentino KNEZOVIC (NSW) | Yamaha YZF-R15 | 1:48.793 | 1 |
| 4:29.027 | 69 | Archie SCHMIDT (SA) | Yamaha YZF-R15 | 1:38.358 | 2 |
| 4:29.610 | 17 | Haydn FORDYCE (VIC) | Yamaha YZF-R15 | 1:37.966 | 2 |
| 4:39.798 | 43 | John PELGRAVE (QLD) | Yamaha YZF-R15 | 1:37.305 | 2 |
| 4:41.303 | 61 | Ella McCAUSLAND (VIC) | Yamaha YZF-R15 | 1:36.531 | 2 |
| 4:42.005 | 48 | Valentino KNEZOVIC (NSW) | Yamaha YZF-R15 | 1:36.132 | 2 |
| 11:11.847 | 48 | Valentino KNEZOVIC (NSW) | Yamaha YZF-R15 | 1:35.455 | 6 |
| 16:08.724 | 42 | Riley NAUTA (QLD) | Yamaha YZF-R15 | 1:35.422 | 9 |

*** Indicative qualifying time - 1:46.872 ***

The results are provisional until the end of the time limit for protests and appeals.

Scott Lain
Chief Timekeeper - Scott Lain

Tom Williams
Race Director - Tom Williams



www.computime.com.au
COMPUTIME RACE TIMING SYSTEMS PTY LTD





Round 3 : April 28 - 30

Queensland Raceway



ASBK.COM.AU f t i y

bLU cRU OCEANIA JUNIOR CUP

Qualifying 1

Date: 29/04/23
 Event: Q02
 Weather: High cloud - Temp.: 20.1C
 Track: Dry - Temp: 27.4C

Started at: 09:01:08
 Laps: 15 Min
 Starters: 19
 Posted at: 9:22

PROVISIONAL BEST PARTIAL TIMES

| Pos | Split 1 | | Split 2 | | Split 3 | | LAP | | |
|-----|---------------|--------|---------------|--------|---------------|--------|-------------|----------|----------|
| | Name | Time | Name | Time | Name | Time | Name | Ideal | Fastest |
| 1 | V. KNEZOVIC | 32.228 | R. NAUTA | 33.104 | A. SCHMIDT | 29.573 | R. NAUTA | 1:35.422 | 1:35.422 |
| 2 | B. PAIGE | 32.246 | V. KNEZOVIC | 33.401 | R. NAUTA | 29.578 | V. KNEZOVIC | 1:35.435 | 1:35.455 |
| 3 | J. FYFFE | 32.247 | A. CODEY | 33.406 | B. PAIGE | 29.604 | A. CODEY | 1:35.468 | 1:35.578 |
| 4 | E. McCAUSLAND | 32.335 | J. PELGRAVE | 33.511 | A. CODEY | 29.620 | B. PAIGE | 1:35.628 | 1:36.162 |
| 5 | R. HENRY | 32.392 | R. HENRY | 33.584 | J. PELGRAVE | 29.778 | R. HENRY | 1:35.760 | 1:35.770 |
| 6 | A. CODEY | 32.442 | H. CORNEY | 33.681 | R. HENRY | 29.784 | A. SCHMIDT | 1:36.137 | 1:36.835 |
| 7 | J. PAIGE | 32.619 | B. PAIGE | 33.778 | V. KNEZOVIC | 29.806 | J. PELGRAVE | 1:36.181 | 1:36.747 |
| 8 | H. FORDYCE | 32.635 | J. PAIGE | 33.795 | N. FROST | 29.821 | J. FYFFE | 1:36.221 | 1:36.840 |
| 9 | A. SCHMIDT | 32.645 | H. FORDYCE | 33.909 | H. FORDYCE | 29.830 | H. CORNEY | 1:36.314 | 1:36.314 |
| 10 | H. CHARLETT | 32.712 | A. SCHMIDT | 33.919 | E. ANDREW | 29.884 | H. FORDYCE | 1:36.374 | 1:36.618 |
| 11 | R. NAUTA | 32.740 | O. LEWIS | 33.920 | H. CORNEY | 29.892 | J. PAIGE | 1:36.406 | 1:36.679 |
| 12 | H. CORNEY | 32.741 | N. FROST | 33.939 | J. PAIGE | 29.992 | E. McCAUSLA | 1:36.531 | 1:36.531 |
| 13 | O. LEWIS | 32.749 | J. FYFFE | 33.939 | J. FYFFE | 30.035 | N. FROST | 1:36.535 | 1:36.873 |
| 14 | E. ANDREW | 32.758 | E. ANDREW | 34.082 | E. McCAUSLAND | 30.036 | E. ANDREW | 1:36.724 | 1:37.035 |
| 15 | N. FROST | 32.775 | I. AYAD | 34.148 | H. CHARLETT | 30.139 | O. LEWIS | 1:36.821 | 1:36.909 |
| 16 | J. PELGRAVE | 32.892 | E. McCAUSLAND | 34.160 | O. LEWIS | 30.152 | H. CHARLETT | 1:37.054 | 1:37.228 |
| 17 | I. AYAD | 33.414 | H. CHARLETT | 34.203 | I. AYAD | 30.278 | I. AYAD | 1:37.840 | 1:38.365 |
| 18 | R. McADAM | 34.275 | R. McADAM | 34.768 | R. McADAM | 30.787 | R. McADAM | 1:39.830 | 1:39.834 |
| 19 | N. LAZOS | 35.087 | N. LAZOS | 35.392 | N. LAZOS | 31.332 | N. LAZOS | 1:41.811 | 1:42.213 |

*** Indicative qualifying time - 1:46.872 ***

The results are provisional until the end of the time limit for protests and appeals.

Scott Lain
 Chief Timekeeper - Scott Lain

Tom Williams
 Race Director - Tom Williams



www.computime.com.au
 COMPUTIME RACE TIMING SYSTEMS PTY LTD





Round 3 : April 28 - 30 Queensland Raceway



ASBK.COM.AU f t i y

bLU cRU OCEANIA JUNIOR CUP Qualifying 1

Date: 29/04/23
Event: Q02
Weather: High cloud - Temp.: 20.1C
Track: Dry - Temp: 27.4C


Started at: 09:01:08
Laps: 15 Min
Starters: 19
Posted at: 9:22

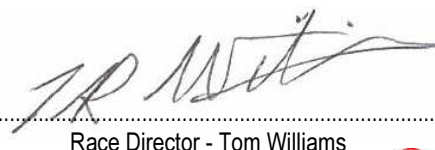
PROVISIONAL RACE INFORMATION

| Time | Description |
|----------|---|
| 09:01:08 | PIT EXIT OPEN |
| 09:01:08 | Event Start |
| 09:01:33 | Rider 11 (Nicholas LAZOS) CANNOT START QUALIFYING UNTIL 5 MINUTES INTO SESSION DUE TO PENALTY FROM FRIDAY |
| 09:11:38 | Rider 61 (Ella McCAUSLAND) CRASHED TURN 4 - RIDER UP |
| 09:13:47 | Rider 20 (Isaac AYAD) 3 POSITION GRID PENALTY TO BE IMPLEMENTED FOR REPEATED PIT LANE SPEEDING ON FRIDAY |
| 09:16:10 | Chequered Flag |
| 09:18:56 | Event Finish |

*** Indicative qualifying time - 1:46.872 ***

The results are provisional until the end of the time limit for protests and appeals.


.....
Chief Timekeeper - Scott Lain


.....
Race Director - Tom Williams



www.computime.com.au
COMPUTIME RACE TIMING SYSTEMS PTY LTD

